

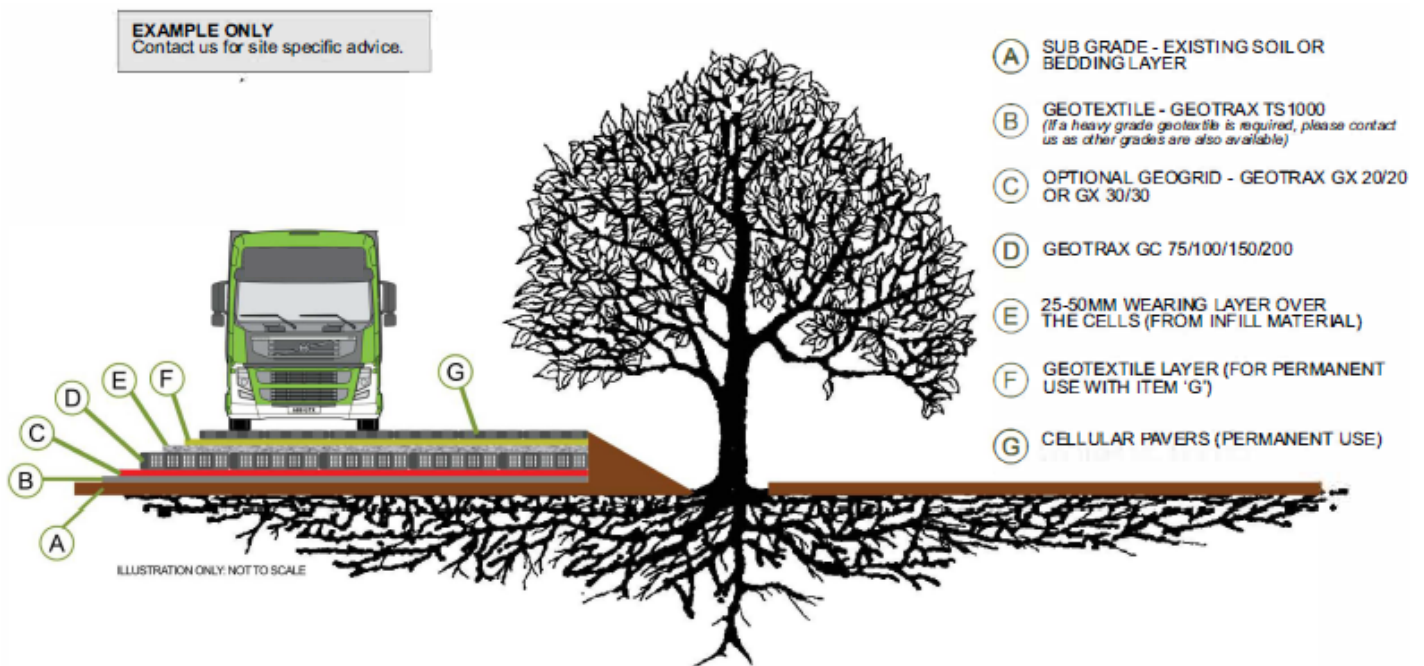
# GEOTRAX GC 75/100/150/200

Ground Reinforcement


An expandable cellular confinement system that can be filled with sand, soil, gravel or other site materials for use in the construction of three dimensional load spreading or containment systems. Constructed from 1.6mm perforated and textured HDPE and available in 75mm, 100mm, 150mm and 200mm deep variants.

Typical uses include tree root protection, erosion control, retaining structures and temporary or permanent track and compound construction when a no-dig system has been specified. They can also be used to reduce the overall construction depth thereby reducing the cost of the infill material.

Geotrax Geocells work by confining the infill material and ensuring that the downward forces from traffic are spread laterally, thereby greatly reducing the pressure on the sub base by distributing the load over a wider area.



The cells arrive flat packed on pallets and are expanded on site to form a honeycomb like structure. The supplied steel pins and plastic caps are used to hold the cells open prior to filling. For erosion control and bank stabilization or other applications on sloping ground, our CellGrip fixings should be used for improved performance (up to 9 times the pull out force versus rebar pins). CellGrip fixings are simply clipped through the existing perforations in the side wall of the cells and fixed down with TerraLock pins. Adjacent panels are connected with plastic connectors (29no. connectors are included with each panel).




**GeoTrax Steel Pins**



**GeoTrax Plastic Pin Caps**



**CellGrip Fixing Clip**



**Install with Electric Drill**



**Finish Fixing**

<b>Panel Size (expanded)</b>	2.71m x 7.41 (20.08m <sup>2</sup> )
<b>Cell Depth Options</b>	75mm 100mm 150mm 200mm
<b>Colour</b>	Black
<b>Cell Size</b>	224mm x 259mm
<b>Material</b>	1.6mm HDPE
<b>Cell Wall</b>	Perforated and Textured
<b>Seam Weld Strength</b>	75mm deep cells - 900N 100mm deep cells - 1200N 150mm deep - 1800N 200mm deep - 2400N
<b>Tensil Strength</b>	Longitudinal- 18.4MPa Transverse- 19.5MPa
<b>Stress Crack Resistance</b>	>3000hours
<b>Panel Weight</b>	75mm - 18.0kg 100mm deep - 24.5kg 150mm - 36.0kg 200mm - 48.5kg

**Accessories Available:**

- GeoTrax Geotextile
- GeoTrax GeoGrid
- GeoTrax Steel Pins
- CellGrip & Terra-Lock Fixings

**Cell Size:**

